



ISLAMIC REPUBLIC OF IRAN



Shahid Beheshti
University of Medical Sciences

In the name of GOD

Research Affairs

Disease Registry Unit

Annually report of Disease Registry Program

Title of Registry Program		
	Establishment of Registry System for ERCP (Endoscopic Retrograde CholangioPancreatography)	
Main director of registry	DR. AMIR SADEGHI	
Organization/Research center/ Hospital/Department:	RESEARCH INSTITUTE FOR GASTROENTEROLOGY AND HEPATOLOGY, SHAHID BEESHTI UNIVERSITY OF MEDICAL SCIENCES, TEHRAN, IRAN	
Accept Date	2019.11.1	

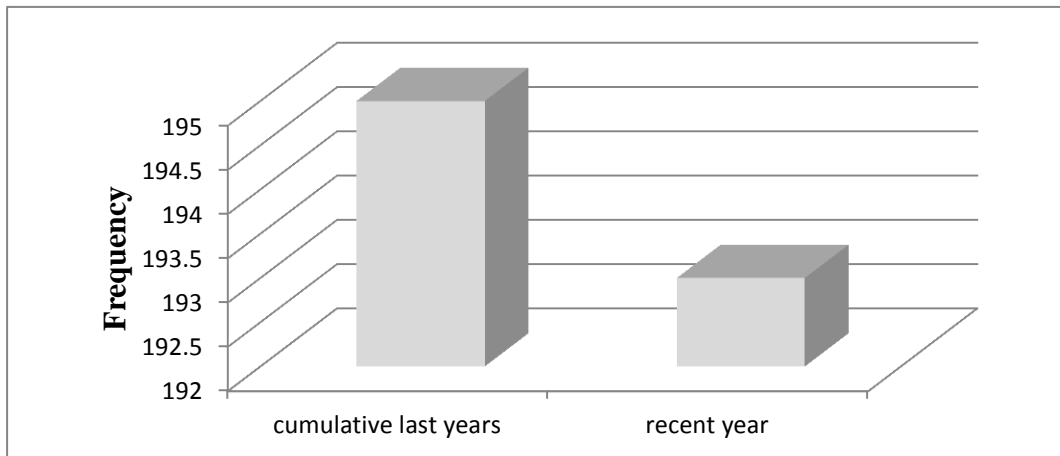
1. How many annual reports? 455 cases referred for both ERCP and EUS procedures that 193 cases out of them are ERCP cases and 262 cases out of them are EUS.

2. Report date: 2020.1.24

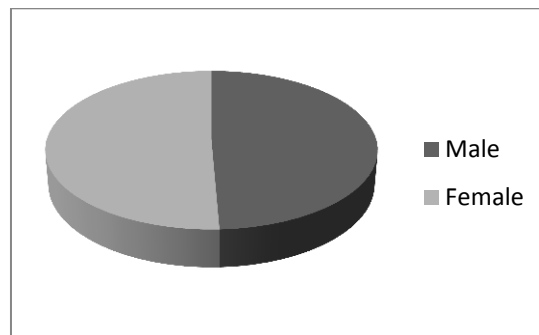
3. Steps taken so far (according to the action plan): (Specifically for deployment and commissioning centers)

- STUDY OF SUCCESSFUL REGISTRATIONS IN THE WORLD.
- DEVELOPMENT AND COMPLETION OF ERCP AND EUS REGISTRATION QUESTIONNAIRE FORM.
- PERFORMING PAPER BASED REGISTRATION BY TECHNISIANS AND DOCTORS
- Convert paper based registry to electronics format.

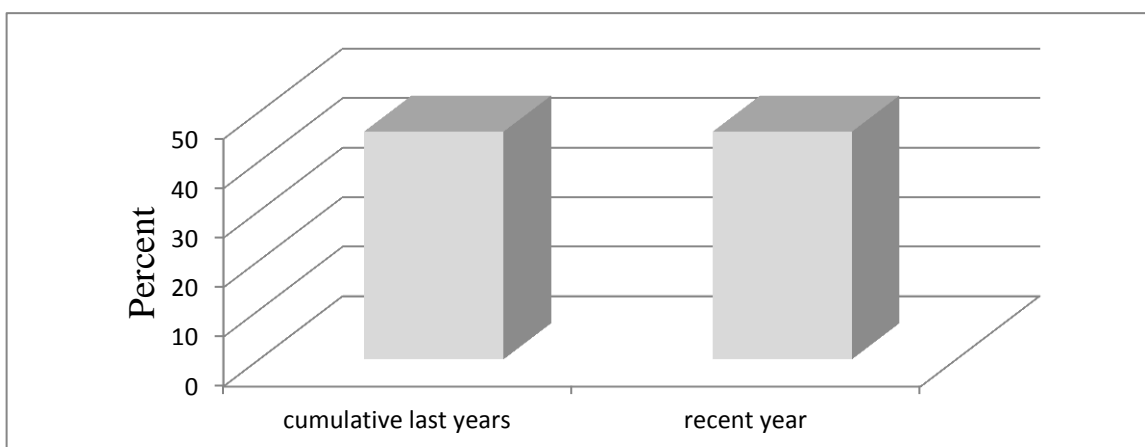
4. Absolute Frequency Reporting of recorded cases in recent years



5. Sex distribution of recorded cases: Out of 193 cases of ERCP 96 cases are male and 97 cases are female



6. Expected rate recorded Reporting in recent years (195 cases out of 422 cases for last year and 193 cases out of 422 for recent year).



$$\text{cumulative last years} = \frac{195}{422} \times 100 = 46$$

$$\text{recent year} = \frac{193}{422} \times 100 = 45.7$$

7. Published articles

Number	Title of article	Published year	Journal	Authors
1	"Does allopurinol prevent post endoscopic retrograde cholangio-pancreatography pancreatitis? A randomized double blind trial.	2011	<i>Acta Med Iran.</i>	Abbasinazari, M., et al.
2	"Is ESR Important for Predicting Post-ERCP Pancreatitis?"	2015	Clinical Medicine Insights: Gastroenterology	Alizadeh, A. H. M., et al.
3	"Cholangiocarcinoma in magnetic resonance cholangiopancreatography and fascioliasis in endoscopic ultrasonography."	2011	<u>Case reports in gastroenterology</u>	Alizadeh, A. H. M., et al.
4	"Biliary brush cytology in the assessment of biliary strictures at a tertiary center in Iran.	2011	<u>Asian Pac J Cancer Prev</u>	Alizadeh, M., et al.
5	"Predictive value and main determinants of abnormal features of intraoperative cholangiography during cholecystectomy."	2011	<u>Hepatobiliary & Pancreatic Diseases International</u>	Azary, S. Y., et al.
6	"Surgical management of ERCP-related complications."	2011	<u>Gastroenterology and hepatology from bed to bench</u>	Fathi, A., et al.
7	"A patient with chronic hepatitis C and a pancreatic mass in endoscopic ultrasound."	2012	<u>Case reports in gastroenterology</u>	Ghobakhlou, M., et al.
8	"Clinical, laboratory biomarkers and imaging findings of pancreatic adenocarcinoma in Iran."	2014	<u>Asian Pac J Cancer Prev</u>	Hadizadeh, M., et al.
9	"Epinephrine in the prevention of post-endoscopic retrograde cholangiopancreatography pancreatitis: a preliminary study."	2018	<u>Case reports in gastroenterology</u>	Hatami, B., et al.
10	"Role of diclofenac in reducing post-endoscopic retrograde cholangiopancreatography	2008	<u>Journal of gastroenterology and hepatology</u>	Khoshbaten, M., et al.

	pancreatitis."			
11	"Preventive role of wire-guided cannulation to reduce hyperamylasemia and pancreatitis following endoscopic retrograde cholangiopancreatography."	<u>Diagnostic and therapeutic endoscopy</u>	2012	Mohammad Alizadeh, A. H., et al.
12	"ERCP features and outcome in patients with periampullary duodenal diverticulum."	<u>ISRN gastroenterology</u>	2013	Mohammad Alizadeh, A. H., et al.
13	"Utility and safety of ERCP in the elderly: a comparative study in Iran."	<u>Diagnostic and therapeutic endoscopy</u>	2012	Mohammad Alizadeh, A. H., et al.
14	"Risk factors for post-ERCP cholangitis in patients with pancreatic cancer from a single referral center in Iran."	<u>Asian Pacific Journal of Cancer Prevention</u>	2012	Salehmarzijarani, B., et al.
15	"Dilated common bile duct unexplained on transabdominal ultrasonography; the role of endoscopic ultrasonography and predictors of malignancy."	<u>Researcher Bulletin of Medical Sciences</u>	2017	Shahbazkhani, B., et al.

8. Published Books

Number	Title of book	Published year	authors
۱	بسته های آموزشی تکنیک های اندوسونوگرافی تشخیصی	98	Dr. Hamid Asadzadeh Aghdai, Dr. Amir Sadeghi
-			
-			

9. Workshops held

Number	Title of Workshop	Participants	Organizer	Hold time	Hold location
1	Endoscopic UltraSonography		Research Institute for Gastroenterology and Hepathology, Shahid Beheshti University of	97-98	

			Medical Sciences, Tehran, Iran		
2	Endoscopic Retrograde CholangioPancreatography (ERCP)		Research Institute for Gastroenterology and Hepatology, Shahid Beheshti University of Medical Sciences, Tehran, Iran	97-98	
-					

10.Seminars / conferences held

Number	Title of Seminars / conferences	Type of Seminars / conferences			Participants	Organizer	Hold time	Hold location
		international	national	regional				
-								
-								
-								

Number of annual reports submitted to the University Disease Registry: 193 cases referred for ERCP procedure ,

Name and surname of the Main director of registry: Dr. Amir Sadeghi

Date: 2020.1.24